



PIP & HENRY

Easter Holidays
ECO ACTIVITY PACK



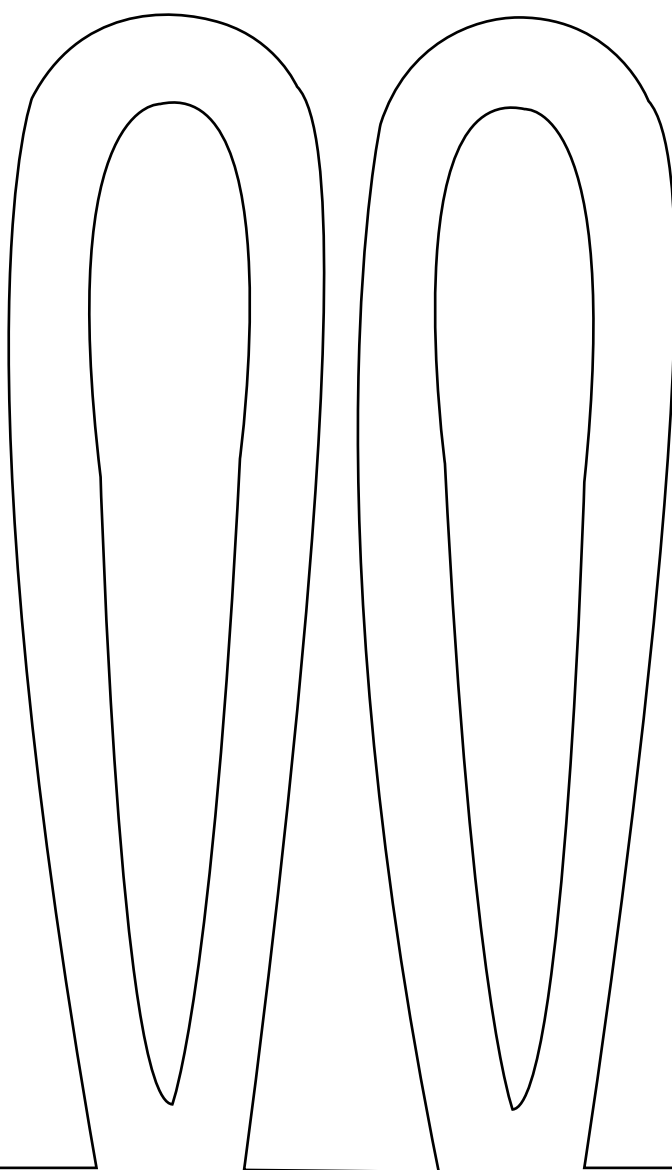
Glue

PIP & HENRY

ACTIVITY 1

EASTER BUNNY EARS

1. Colour in and cut out your bunny ears.
2. Glue the headband to the ears.
3. Put the ears on your head & hop around.



Glue

Glue

Glue

Glue


Glue

PIP & HENRY

ACTIVITY 2

DECORATE YOUR OWN EASTER EGGS

Colour in the Easter eggs below:.



PIP & HENRY

ACTIVITY 3

THE EASTER WORD SEARCH

Complete the Easter word search below:



**TICK OFF THE
BOX ONCE YOU
HAVE FOUND
THE WORD**

- EASTER
- EGGS
- HOLIDAY
- CHOCOLATE

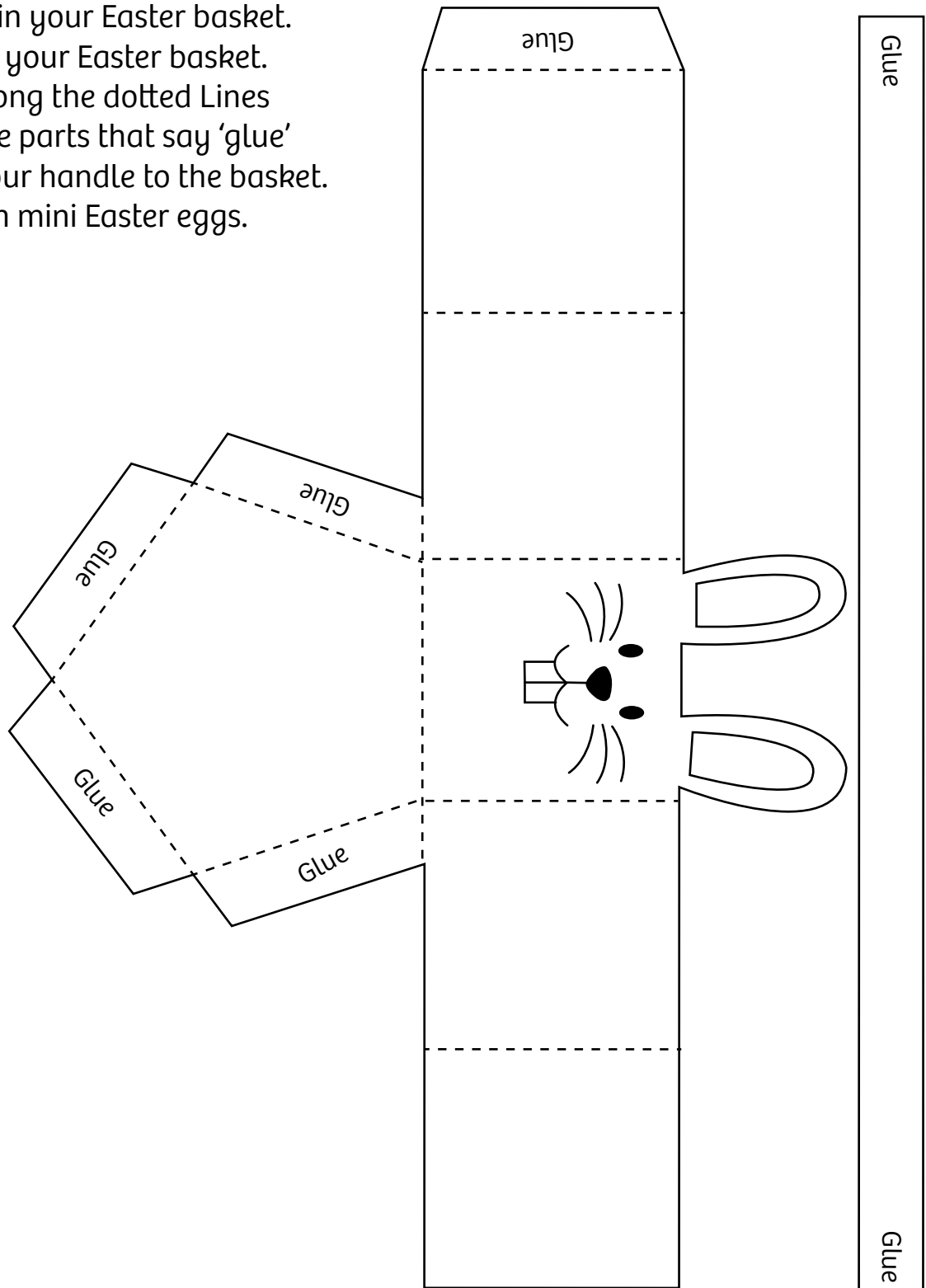
- NEW LIFE
- EASTER BUNNY
- HUNT
- EASTER BASKET

PIP & HENRY

ACTIVITY 4

MAKE YOUR OWN EASTER BASKET

1. Colour in your Easter basket.
2. Cut out your Easter basket.
3. Fold along the dotted Lines
4. Glue the parts that say 'glue'
5. Glue your handle to the basket.
6. Fill with mini Easter eggs.



PIP & HENRY

ACTIVITY 5 EASTER EGG HUNT

Help Pip & Henry find 22 hidden Easter eggs.

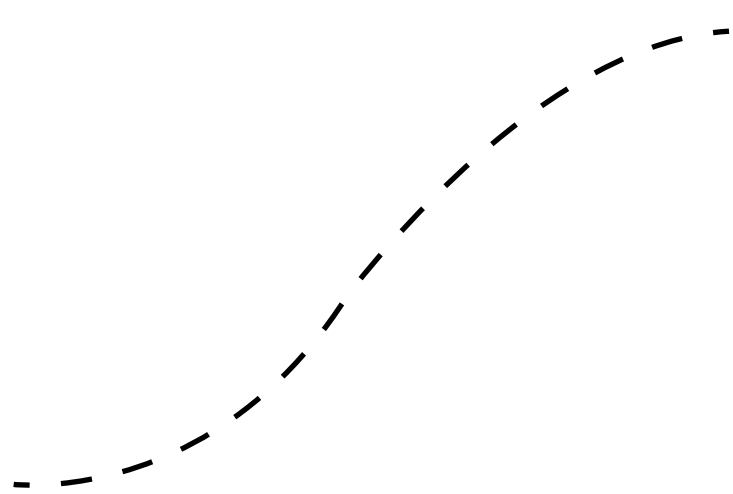


PIP & HENRY

ACTIVITY 6

MATCH THE PICTURES

Draw a line matching the pictures below:


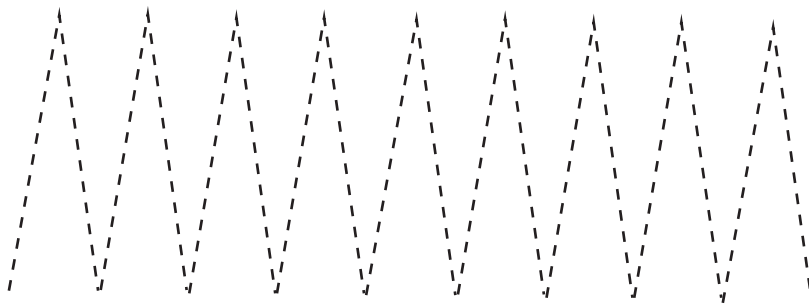
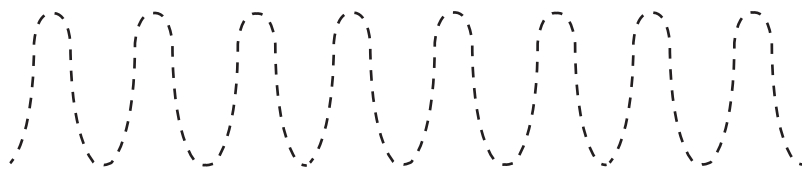


PIP & HENRY

ACTIVITY 7

FINE MOTOR SKILLS

Trace the dotted line.



PIP & HENRY

ACTIVITY 8

I SPY WITH MY LITTLE EYE

Come and play 'I Spy' with Pip & Henry:



How many of same easter egg can you find?











